

Concept

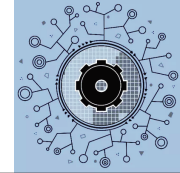
**Keyword**

**Interpretation**

**Visualization**

INNOVATIVE

Algorithm



*line*

FLEXIBLE

Module



*line*

DIVERSE

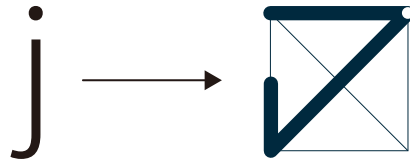
Myriad



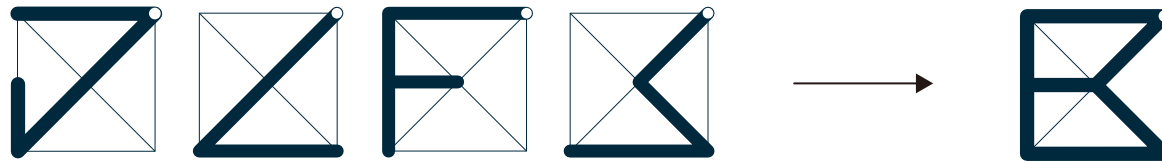
*dot*

Concept

STEP 1. A design attempt using line and dot. Example:




STEP 2. The letters overlap and create the final logo shape.

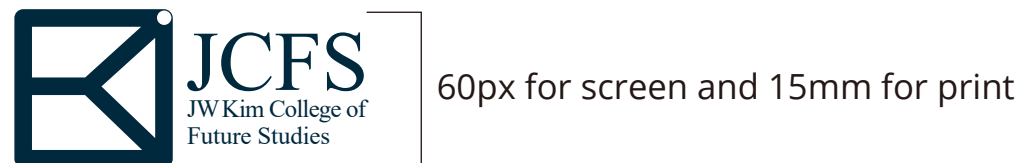
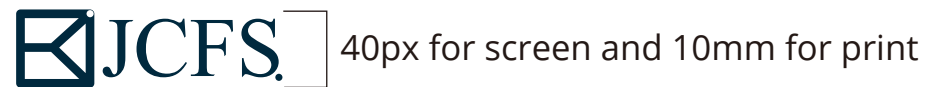


## How to Apply

Clear Space: 1/3 width of JCFS Mark



Minimum Size: To ensure its readability, advisable minimum size is the following.



Font

JCFS Font

Formal

JCFS

Fun

JCFS

\*JCFS Font is available only to the university members and can be downloaded from groupware.

Color

JCFS Blue



JCFS Black



Color

JCFS Pastel Green Blue Red  
(based on Woosong University logo colors)



Concept

STEP 3. Final design. The overall look and feel is to represent K as in K-studies. Also, when K rotates the shape becomes ㅈ in Korean and support the K-studies concept.

